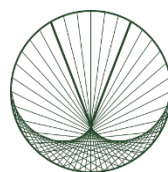


AAA INDIA OPPORTUNITY FUND

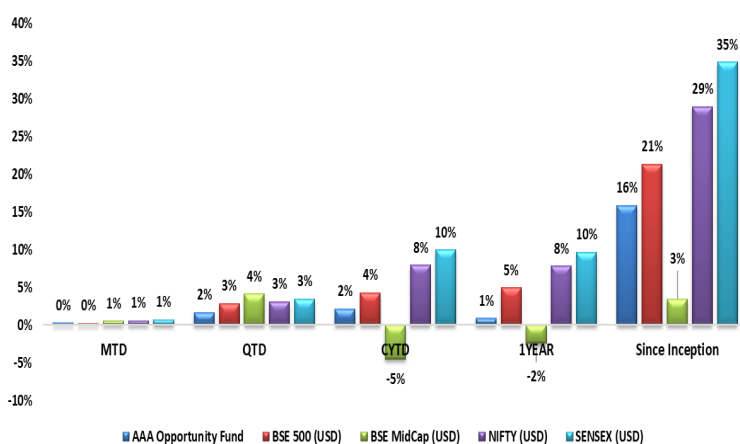
Fund Factsheet: November 2019

NAV: USD 115.87



VIKASA[®]
CAPITAL ADVISORS

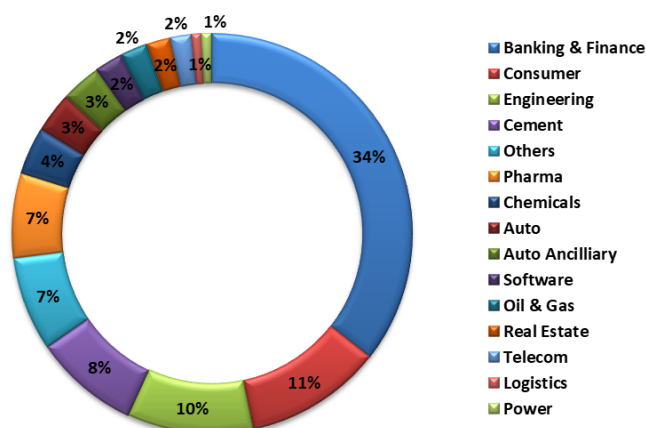
PERFORMANCE**



HOLDINGS (%)

| Security Name | % Holding |
|---|-----------|
| HDFC Bank Ltd - FII | 7.59% |
| Housing Development Finance Corporation Ltd | 4.74% |
| Britannia Industries Ltd | 4.12% |
| Bajaj Finance Limited | 4.08% |
| Axis Bank Ltd | 3.43% |
| ICICI Bank Ltd | 3.30% |
| Larsen & Toubro Ltd | 3.16% |
| Shree Cement Ltd | 3.09% |
| Honeywell automation India Ltd. | 2.88% |
| 3M India Ltd | 2.50% |
| State Bank of India | 2.38% |
| Polycab India Limited | 2.33% |
| Balkrishna Industries Ltd | 2.25% |
| Timken India Ltd | 2.23% |
| Infosys Limited | 2.20% |
| Reliance Industries Limited | 2.06% |
| ICICI Prudential Life Insurance Company Limited | 2.01% |
| Quess Corp Ltd | 1.88% |
| Asian Paints Ltd | 1.85% |
| JB Chemicals & Pharmaceuticals Ltd | 1.83% |
| Kotak Mahindra Bank Limited | 1.81% |
| Prestige Estates Projects Limited | 1.81% |
| AU Small Finance Bank Limited | 1.78% |
| Titan Co Ltd | 1.74% |
| SRF Ltd | 1.70% |
| Maruti Suzuki India Ltd | 1.67% |
| Bharti Airtel Limited | 1.62% |
| Sun Pharmaceutical Industries Ltd | 1.55% |
| Divis Laboratories Ltd | 1.53% |
| Bandhan Bank Ltd | 1.52% |
| Ultratech Cement Ltd | 1.50% |
| Crompton Greaves Consumer Electricals Ltd | 1.48% |
| Eicher Motors Ltd | 1.44% |
| Carborundum Universal Ltd | 1.44% |
| The Ramco Cements Ltd. | 1.34% |
| ACC Ltd | 1.31% |
| Balaji Animes Ltd | 1.27% |
| City Union Bank Ltd | 1.19% |
| Cadila Health Care Ltd | 0.91% |
| JK Cement Ltd | 0.87% |
| Gabriel India Ltd | 0.83% |
| TCI Express Limited | 0.80% |
| CEC LTD | 0.80% |
| CENTURY PLYBOARDS (INDIA) LTD | 0.71% |
| HIKAL LTD | 0.70% |
| Asahi Songwon colors Ltd | 0.67% |
| Whirlpool of India Limited | 0.61% |
| Indian Railway Catering and Tourism Corp Ltd | 0.27% |
| SH Kelkar & Co LTD | 0.23% |
| 8% Britannia Industries Limited 28 Aug 2022 FV 30 | 0.00% |
| Cash | 4.95% |
| Total | 100.00% |

SECTOR ALLOCATION



FUND FACTS

| | |
|--------------------|----------------------------------|
| NAV Frequency | Weekly |
| Investment Manager | VIKASA Investment Management Ltd |
| Investment Advisor | AlfAccurate Advisors Pvt Ltd |
| Benchmark | BSE 500 Index |
| ISIN | MU0568S00008 |
| Inception Date | 24 October 2016 |
| Custodian | Edelweiss Custody Services |
| Administrator | Apex Fund Administrators |
| Auditors | KPMG |
| Valuation Day | Every Friday (T) |
| Dealing Day | T+1 |
| Performance Fees | Nil |
| Exit Fees | 2.0% (first 12 months) |
| Management Fee | 2.0% |

| Performance USD (%)** | NOVEMBER-19 | QTD | CYTD | Yearly (Nov 2018-Nov 2019) | Since Inception* |
|-----------------------|-------------|------|-------|-------------------------------|---------------------|
| AAA Opportunity Fund | 0.3% | 1.7% | 2.1% | 0.9% | 15.9% |
| BSE 500 (USD) | 0.2% | 2.9% | 4.3% | 4.9% | 21.3% |
| BSE MIDCAP (USD) | 0.5% | 4.1% | -4.5% | -2.5% | 3.4% |
| NIFTY (USD) | 0.5% | 3.1% | 7.9% | 7.8% | 28.9% |
| SENSEX (USD) | 0.7% | 3.5% | 9.9% | 9.6% | 34.8% |

*Inception Date: 24 October 2016 **Performance as at 29th Nov 2019

IMPORTANT LEGAL NOTICE: This report is provided by VIKASA Investment Management Ltd for information purposes only and is meant for investment professional use. Neither the information nor any opinion expressed constitutes an offer or an invitation to make an offer, to buy or sell any fund. This report does not have regard to the specific investment objectives and financial situation of any specific person who may receive this report. Investors should seek financial advice regarding the appropriateness of investing in any funds recommended in this report and should understand that statements regarding future prospects may not be realized. Investors should note that each fund's price or value may rise or fall. Past performance is not a guide to future performance. Dated December 2019.